

RCube AM - BUNSHA	31/01/2020
NET ASSET VALUE - Share Z (EUR)	99.90

ISIN Code : FR0013464484 | BLOOMBERG Code : ????

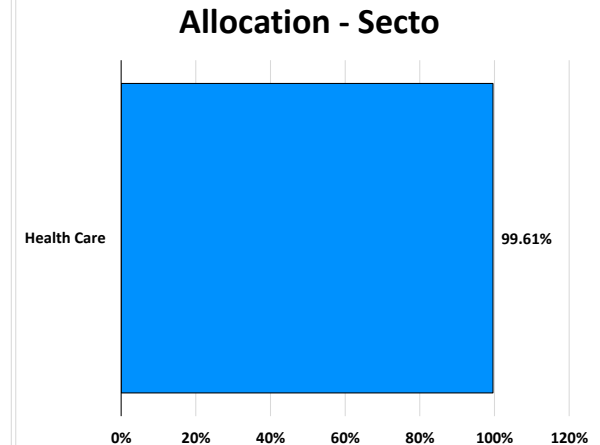
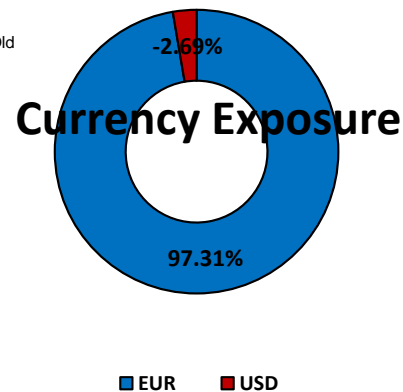
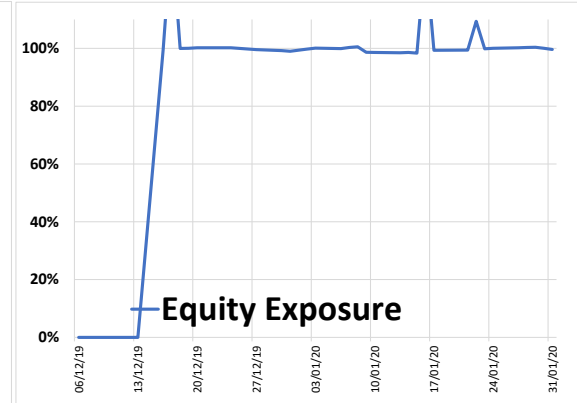
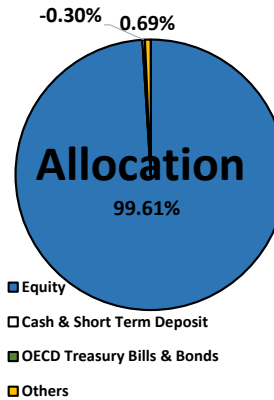
Performance	%
Month to Date (*)	The Fund is Less than 1 Year Old
Year to Date	The Fund is Less than 1 Year Old
Since Inception (06/12/2019)	The Fund is Less than 1 Year Old

Allocation	%AUM
Equity	99.61%
Cash & Short Term Deposit	-0.30%
OECD Treasury Bills & Bonds	0.00%
Others	0.69%
----- Equity Hedging -----	
	0.00%

Currency Exposure	%AUM
EUR	-0.03%
USD	99.34%
----- Currency Hedging -----	
USD vs EUR	-102.18%

Statistics	
Volatility (5 Years) (**)	7.89%
Worst DrawDown since Inception	The Fund is Less than 1 Year Old

Top 10 Holdings	%AUM
ISHARES U.S. MEDICAL DEVICES	50.46%
ISHARES U.S. HEALTHCARE PROV	49.15%
ISHARES EXPANDED TECH-SOFTWA	0.00%
ISHARES U.S. AEROSPACE & DEF	0.00%
ISHARES USTECHNOLOGY ETF	0.00%
ISHARES TRANSPORTATION AVERA	0.00%
ISHARES U.S. INDUSTRIALS ETF	0.00%
ISHARES 20+ YEAR TREASURY BO	0.00%
VANECK SEMICONDUCTOR	0.00%
ISHARES US PHARMACEUTICALS E	0.00%



Investment Principle

BUNSHA is a rules-based quantitative SICAV on the US market with the objective to outperform, a benchmark of 60% US equity and 40% 1-3 years US Treasury bonds, with lower drawdowns. The strategy of the SICAV is to use a set of trend following indicators to switch from a US equity regime to a lower risk-adjusted asset class. Within a regime, momentum rules are applied to select the underlying assets. Rebalancing is done every 2 weeks to benefit from new momentum trends or switch to a safer asset class depending on the market. The overall strategy is computed with several sets of parameters on each rebalancing to reduce the risk of bias of only one set of parameters and provide a higher consistency of performances.

(*) Performance since the last validated NAV of the previous month

(**) Volatility of the Benchmark before Inception Date (06/12/2019)

This document is provided for information only and does not constitute, and should not be construed as, investment advice or a recommendation to buy, sell, or otherwise transact in any investment including any products or services or an invitation, offer or solicitation to engage in any investment activity.

Past performance is not a reliable indicator of future returns. Performance is calculated net of management fees. The capital in these funds is not guaranteed. Before investing, please consult the Key Investor Information Document (KIID) which is available on our site www.rcube.com

The data used to produce this document come from internal sources at RCube Asset Management and Bloomberg.

Quantitative data provided in this document are adjusted and restated in accordance with RCube Asset Management's methods and may therefore differ from those available from other sources. The list of the main lines of the portfolio is given for information only and is not intended to be exhaustive.